



## Overall Course Structure:

Use Multiple Courses (chained together)

Course Name	Price	Access Control
1. Becoming a Driving Instructor	Free	Open to all
2. Part 1 – Theory & Certificate Upload	Paid	Prerequisite: #1
3. Part 2 – 10-Hour In-Car Lessons	Paid	Prerequisite: #2
4. Part 3 – 40-Hour Full Training	Paid	Prerequisite: #3
5. Badge Uploads & Certification	Free	Prerequisite: #4
6. ADI Standard Check Training	Paid	Prerequisite: #5



## Detailed Setup Per Course

### ◆ Course 1: Becoming a Driving Instructor

- **Price:** Free
- **Use:** Orientation, document collection
- **Content:**
  - Lesson 1: “Welcome & Overview” (text/video)
  - Lesson 2: “Instructor Contract” (PDF file)
  - Lesson 3: “DBS Check” (external link)
  - Lesson 4: “Upload Documents” (Assignment)
    - Driving licence (front/back), passport, right to work, signed contract
- **Assignment:** Required → Admin manually reviews
- **Content Drip:** Not needed here

### ◆ Course 2: Part 1 – Theory Training

- **Price:** Paid (e.g., £39)
- **Prerequisite:** Must complete Course 1
- **Content:**
  - Theory training videos
  - Gov.uk and DVSA links
  - Final Assignment: Upload passed theory certificate (PDF/image)
- **Content Drip:** Enabled to pace lessons (e.g., 1 per day)

### ◆ Course 3: 10-Hour In-Car Lessons

- **Price:** Paid (e.g., £99)
- **Content:**
  - Lesson logs with upload fields
  - Instructor observation upload
  - Progress report as assignment (1 per session)
- **Assignment:** Use 10 separate assignments or 1 form to upload 10 files

- **Admin Review Required** before progressing

## ◆ Course 4: Part 3 – 40-Hour Training

- **Price:** Paid (e.g., £199)
- **Structure:**
  - **20 Hours Online:** LMS video lessons + quizzes
  - **20 Hours In-Car:** Logbook uploads (assignment/form)
  - **Badge application** form + upload
- **Assignments:**
  - Upload: Training logbook, 1st badge front/back
  - Final assignment: Upload PDI application confirmation
- **Admin checks & approves manually**

## ◆ Course 5: Badge Upload & Final Certification

- **Price:** Free or included
- **Content:**
  - Upload 2nd and 3rd badge front/back
  - Upload ADI badge
- **Assignment:** Certificate proof upload (PDF/image)
- **All lessons must be complete to finish**

## ◆ Course 6: Standard Check Training

- **Price:** Paid (e.g., £149)
- **Content:**
  - 20 hours structured standard check lessons
  - Observation log uploads
  - PDF logbook generator via Fluent Forms
- **Completion:** Manual verification of log uploads

## Where to Upload What

Item	Place	Tool
Video Lessons	Inside <b>Lesson content</b>	Tutor LMS Lesson Editor
Contracts, PDFs, Documents	<b>Lesson file attachment</b> or PDF Viewer plugin	
Document Uploads	<b>Assignments</b> (file upload)	Tutor LMS
Logbook / Practical Uploads	<b>Assignments</b> or <b>Fluent Forms</b>	Tutor LMS / Forms plugin
Course Progress Locking	<b>Prerequisite setting</b>	Tutor LMS → Course Edit
Content Delay (e.g., 1 lesson/day)	<b>Content Drip</b>	Tutor LMS Pro → Settings

---








## Payment Setup Suggestion

Use **one-time pricing per course**, managed via:

- **PayPal or Stripe** (set per course in Tutor LMS Pro)
- Use WooCommerce integration if needed for more control

---

## Summary: Your Next Setup Tasks

1.  Create **6 courses**, not 1
2.  Set up each course's **lessons + assignments**
3.  Enable **content drip** in Course 2–6
4.  Use **prerequisites** to control progression
5.  Use **file upload assignments** to collect all certificates, documents, and logs
6.  Use **manual review** for each assignment
7.  Optionally, use **Fluent Forms Pro** for PDF log generation